

Quickstart Guide to Enhancing Remote and Online Teaching and Learning

Course design

The best way to engage students for deeper and more sustained learning is to begin by deciding on what you can reasonably expect of your students and yourself, given your course learning outcomes. Be sure to align your teaching and learning activities and assessments with these intended learning outcomes so that students have a clear understanding of how the course will contribute to their learning.

Active Learning techniques

Once the course has been planned and you are ready to begin teaching online, be sure to include lots of opportunity for students to learn actively. Using group activities allows students to get to know one another and

encourages peer collaboration. The Zoom Break-out Rooms are designed to allow students to discuss and learn together in groups. Moodle discussion forums can serve the same purpose. To promote student engagement, try giving a question that prompts students to think. Then ask them to share and discuss this question in small groups (in Zoom or Moodle). These group discussions can then be followed by full class discussions so that students can benefit from a wider range of perspectives and a more comprehensive exploration of the question.

[Learn more about active learning](#)

MOODLE

Moodle is more than a repository for documents and media. Instructors can also use Moodle to facilitate a number of course activities including discussion forums, peer editing, collaborative activities, assignment submission and grading. However, the most popular uses of Moodle are sharing content, collecting and grading assignments, administering and grading quizzes and using discussion forums.




Moodle quiz

Online quizzes are an efficient way of testing student knowledge and understanding. Because they are automatically graded, they are particularly useful in large classes or in classes where there is no TA. Quizzes can include various types of questions including: multiple choice, true/false, short answer, essay, cloze (fill in the blanks), and more.

Moodle discussion forums

Online discussion forums, also known as discussion boards, are an environment in Moodle where students have the opportunity to engage with their classmates on course content in a series of

messages that are visible to everyone in their class or only to their group. Moodle allows for the option to put students into groups, which can facilitate group work activities, and allow them to collaborate and build on each other's ideas.



Activity completion

Activity completion can be added to any of your Moodle activities as a means for faculty and/or students to track their progress within Moodle.

Urkund/Original

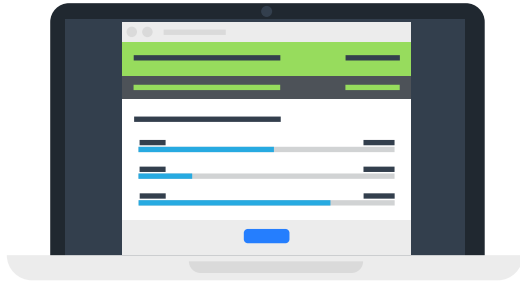
Urkund can be enabled in Moodle assignments, forums and workshop as an authenticity checking tool for student work.

[Learn more about Moodle tools](#)

Quickstart Guide to Enhancing Remote and Online Teaching and Learning

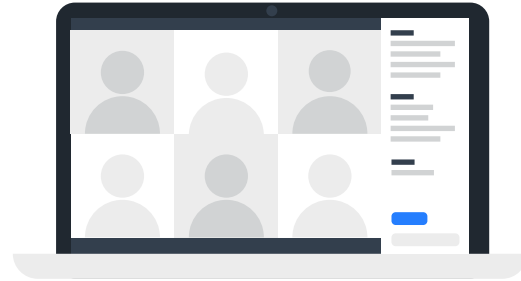
ZOOM

Be sure to take advantage of the interactive features in your Zoom classes. Keeping students engaged means planning time for small group discussions, eliciting responses to your questions either through polling, chat or non-verbal reactions.




Zoom Polls

Polls are an effective way of increasing active participation in a Zoom class while also giving students and instructors feedback on learning. Use Zoom Polls to check for prior knowledge when introducing a topic, confirm understanding of information from a reading or lecture, identify the key ideas from a lesson as a closure activity, etc.




Zoom Chat

The chat box can be a very powerful tool to elicit feedback and critically engage students during classes. Because no microphone or video is required, it is an inclusive way of promoting engagement and participation. An additional advantage of the chat is that no single person holds the floor in a given moment, and many students can be participating and engaging at the same time.



Zoom Break-out Rooms

Breakout rooms allow the host to split students into smaller groups in separate virtual rooms. Breakout rooms can facilitate different kinds of group work such as discussions, problem solving, brainstorming and peer instruction. They are a good way to increase social presence and engagement in an online course.



Non-verbal reactions

Just as students in your classroom can raise their hand or share non-verbal cues, they can interact with you and their peers using the non-verbal reaction icons to foster a social space (e.g. raised hand, thumbs up, clapping hands, coffee cup, etc.).

MORE RESOURCES

Using Moodle

Learn how to use Moodle to make the most of your online asynchronous course.

[Learn more](#)

Using Zoom

Learn how to use Zoom to make the most of your online synchronous course.

[Learn more](#)

